

SEW WHAT'S NEW



Edmond Quilt Guild
P O BOX 1843, Edmond, OK 73083



The Edmond Quilt Guild meets on the third Tuesday of each month at 7:00 pm at the Memorial Road Church of Christ
2221 East Memorial Road Edmond, Oklahoma

Volume 3, Issue 10

October 2006

OFFICERS:

President: Alice Kellogg wonderland48@cox.net	348-2233
Vice-President Adrian Thompson gudthng-1@cox.net	245-6297
Secretary: Reta Brown browntown@cox.net	749-1970
Treasurer: Pat Sherman psherman@ucok.edu	715-5772
Membership: Debi Pickens debi.pickens@yukonps.co	324-8585
Programs: Joan Ballew joanballew@cox.net	715-0602
Communications: Sammie Vinson ladybug@quilter.net	749-0016
Loving Touch Com: Bonnie Bowman bsbowman@cox.net	216-0388

Mission Statement

The mission of the Edmond Quilt Guild is to preserve, teach and share the history and art of quilting



President's Report- Alice Kellogg

Debbie Maddy spent the night at my house before she headed back home to Texas. She was a delight as a house guest as well as a speaker and teacher. I really enjoyed her class.

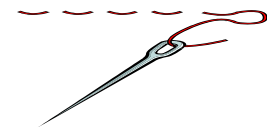
One of the purposes of this guild is education. That means educating YOU as well as the public about quilting. Please take advantage of workshops when they are offered. Some of the workshops we have had were taught by national teachers. At the big venues like Houston, Chicago, Paducah or Nashville, you would have to pay at least \$65 for a class with this caliber of teacher. We have been offering classes for \$25 or \$30. What a bargain! and you don't have to travel out of state.

When I went to the fair this year, I noticed lots of winners from Edmond. However, only four that I noticed (it is hard to know everyone in the guild) were members of our guild. Tell your quilting friends about our guild. They may not know that we have a quilting guild in our town and tell them how much fun we have.

And speaking of fun, I drew a really pretty color for my challenge quilt. I have a great idea and found a picture of what I want to do. I hope you are working on your challenge projects too.

I was pleased to see so many hands when I asked who would be entering our quilt show. I truly believe that a quilt show should reflect their members. We have a big variety of people and interests in our guild and that is what is going to make a great show.

Until next time...here's keeping you in stitches.



Vice-President- Adrian Thompson

Crayon Challenge

Draw a crayon from the bag. Take the crayon and with a firm hand scribble the color on a piece of paper. This is the predominate color for your quilt. Now take this paper to your stash or to a quilt store or any other place you obtain fabric and match the color. You may add up to 7 colors, but the main color is the crayon you drew.



The perimeter of the quilt should be between 80" and 144", which is between a fat quarter and a yard square. The quilts are to be finished. Only one draw, no trading, and the piece should be made for this challenge. Embellishments are optional. Pin your scribble to the bottom of the quilt and bring it to the November meeting.

National Breast
Cancer Awareness
Month



Program Report - Joan Ballew

Reminder to all who participated in the Debbie Maddy workshop - Please bring your quilt top to the October meeting so all the members can see your progress.

October 17th - Back by popular demand - Quilter's Market. There's still time to gather patterns, left-over fabrics, etc and check with friends who might want to share the \$10 cost a table. Sign up by calling me at 715-0602 or e-mailing me at joanballew@cox.net.

November 21st - Placemats for the Loving Touch 'Mobile Meals' project will be presented to Teresa Hoehner, Director of Edmond Mobile Meals, who will be the speaker. We'll also have Color challenge projects due at this meeting.


December 19th - Joan Hess from the Centennial Commission will be the speaker. This will be a great opportunity to get ideas for the Theme category of our first quilt show.

Upcoming Events

- Quilt Bus in Lawton
Oct 6
www.quiltbus.com
- Watonga Cheese
Festival & Quilt
Show Oct 13 & 14
- Mammography Day
October 21
- Daylight Savings
ends October 29

Quilts of Valor

If you didn't get a flyer - but are interested in donating a lap size quilt to a wounded soldier check out the website www.quiltsforsoldiers.com. You can drop off quilts at My Sister's Quilt and someone from COQG will get them sent in.



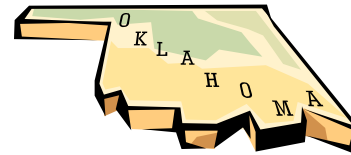
Quilt Show Chairman – Lee Gray

We now have a "theme" for our Quilt Show coming up in September of 2007. Edmond Quilt Guild presents: **"A CENTURY OF QUILTING IN OKLAHOMA"**

One of our Quilt Show entry categories will be "Theme" quilt. Cameron Potter reviewed the guidelines for the theme category at our September meeting.

Theme category guidelines: -Blocks with "Oklahoma" in the name, e.g. Road to Oklahoma, Oklahoma Dugout, Oklahoma Twister, etc. -Quilt art depicting Oklahoma, either historically or contemporarily. -Depictions of state symbols in the quilt. -Perimeter of quilt can be in the shape of the state. -Can be wall-hanging or larger size quilt. -Can use any medium available. -Must be quilted (no tops or unfinished quilts will be acceptable) -Quilt must be entered by the individual who pieced and/or quilted it. This list is by no means complete. The general idea is that your quilt be representative of Oklahoma life in some fashion. Well, don't just sit there, get started on your theme quilt entry for the show!!!

Happy Quilting, Lee Gray



Remember Our Troops

October 13 Navy Day

Pray for Peace



Linda's
Electric Quilters
LLC

Gammill
QUILTING SYSTEMS

Marilyn Karper

3816 N. Maney (405) 946-5858 day
Oklahoma City, OK 73112 (405) 945-0639 eve

M-F - 9am-4pm appointments only - Saturday

marilyn@karperquilting.com

Sales Representative for Linda's Electric Quilters, LLC
Offering Gammill Quilting Systems - Longarm Quilting Machines

Membership Report– Debi Pickens

We had 74 members and 4 guests at the September meeting. I hope you enjoyed it as much as I did. It seems that our speakers always have something for everyone. I am a very contemporary quilter and I always learn something from our traditional speakers.

I hope you picked up a business card to pass along to a quilting friend. This is a great way to invite someone to our next meeting. Just give them the card as a reminder of the time, date and place. I will have more at the October meeting. We have two new members.

Please welcome:

Donna Watson 1705 Canary Circle Edmond, Ok 73035

Sandra Hughes 7175 Hollowbrook Dr. Edmond, Ok 73003



October Birthday's

10/03 Nancy Bowers
 10/04 Lee Gray
 10/12 Wilma Pickens
 10/13 Rachel Boles
 10/14 Susan Masters
 10/15 Becky Lambert
 10/16 Margaret Newman
 10/18 Jill Banta
 10/19 Brenda Dodson
 10/21 Kat Taylor
 10/24 Jackie Beebe
 10/27 Debi Pickens
 10/31 Karen Davis
 Jennifer Major

October Flower



Atta Girl/Guy:

Edmond was well represented this year at the Oklahoma State Fair. All that entered won blue ribbons. Brenda Esslinger entered her "Panel Challenge" and won a blue ribbon on it, plus two more. Other blue-ribbon winners were Debbie Croft, Don Lusk and Laura Beavers. Congratulations to all of you.

Trivia Questions:

1. What is an important October day for the entire world and why?
2. What comic strip was published October 2, and who was the creator?



Quilter's Corner

Phone: (405) 455-5005

- *Quilting Fabrics, Supplies and Notions*
- *Quilting Classes*
- *Longarm Machine Quilting Service*

1114-5 S. Air Depot Midwest City, OK 73110



Loving Touch Committee– Bonnie Bowman

Congratulations! We have not only met, but we have exceeded our goal of one hundred placemats for our special Mobile Meals recipients. We will continue to accept those that are brought to us through the meeting in November. If you missed our meeting in September, you missed seeing all of the lovely quilted items turned in so far.

At our October meeting, I will have a couple of tables set up so that volunteers can help tie gift cards and ribbons to the placemats. We will be able to have them bagged and ready for our meeting in November when our special guest speaker, the Director of Mobile Meals, will be there to accept them.

We still need volunteers to strip---fabric that is. Bring us 2 ½" strips from your scrap pile at home. Strip that fabric you are tired of looking at and don't want any more so that you can make room for new stuff. If you don't want to sacrifice fabric of your own, just ask me for a bag of fabric to strip.