


SEW WHAT'S NEW

Vol. 2 Issue 12, December 1, 2005 Edmond Quilt Guild,
Mailing Address: P O Box 1843, Edmond, OK 73083

Officers:	President:	Alice Kellogg	348-2233	wonderland48@cox.net
	Vice-President:	Judy Elliott	715-0216	kjkelliott@aol.com
	Secretary:	Laura James	787-2357	ljbjames@cox.net
	Treasurer:	Pat Sherman	715-5772	psherman@ucok.edu
	Membership:	Trish Pate	732-5242	okquilt1@aol.com
	Programs:	Joan Ballew	715-0602	joanballew@cox.net
	Communications:	Wynotha Fortune	722-8079	wynotha@yahoo.com
	Loving Touch Com:	Bonnie Bowman	216-0388	bsbowman@cox.net

The Edmond Quilt Guild meets the third Tuesday of each month at 7 p.m. at the Memorial Road Church of Christ, 2221 East Memorial Road, Edmond, Oklahoma. Dues are \$20 per year or \$26 per year if you need the newsletter mailed to you.

Mail your dues to P O Box 1843, Edmond, OK 73083



President's Report – Alice Kellogg

It was very moving to see that the quilts that we provide the Loving Touch Committee make a difference in someone's lives. The speakers from Calm Walters, Hope Center and OU were obviously committed to their causes and I am proud that we can be a part of it.

Congratulations to the Brown Bag Challenge winners!

We elected officers at the November meeting! Hooray! Taking over in January will be:

Vice President: Adrian Thompson

Secretary: Reta Brown

Newsletter: Sammie Vinson

Membership: Debbie Pickens

I am looking forward to working with the new board. Next year we will be electing a new President, Treasurer and Programs Director. Be thinking about which one you would like to do. If you would like to be Programs Director, (schedule speakers or plan activities for the meetings), it would be a good idea to commit now so that you can follow Joan around this year.

See ya at the Christmas party and until then, here's keeping you in stitches.



Vice-President's Report – Judy Elliott

Thank you Bonnie for pulling together a great meeting! I enjoyed listening to the speakers from the agencies to whom we have donated quilts. I think it puts “a face”, so to speak, on the Loving Touch Committee projects and helps for everyone to understand where the quilts go and to what purpose they are put.

Those of you that didn't make the meeting missed some great quilts. I probably should stop being amazed at the creativity expressed by our guild, but some how people continue to go above and beyond their previous efforts. The hardest part of the evening was choosing only ONE quilt for the voting. All of the brown bag challenge quilts submitted for the show were wonderful. Anyone that is lucky enough to receive one of these quilts will be well pleased.

Thank you to the guild members that took up the challenge for such a worthwhile cause. Kudos to you all!

The last “Judy-organized” block lottery (as Alice likes to call it) is due at the December meeting. We will be turning in 3”, 6”, and/or 9” finished sized blocks with a Christmas theme. There are no patterns for this lottery. The blocks can be as simple or as complex as you desire. A simple 9-patch in Christmas fabrics will suffice as well as an elaborate appliqué. It's all up to you! Create as many or as few blocks as your time allows, don't stress out over the holidays. Have fun with it. I'm already looking forward to what great blocks folks will make, and then the quilts that come from the challenge of different sized blocks.

Becky Lambert from “Becky's Stitch in Time” out of Chickasha was our vendor for the month. She said she had a lot of fun vending for the guild the last time she came and was more than happy to make a return appearance. Thank you to those guild members that made purchases from her. That helps to keep our vendors interested in coming back again.

Till then, see ya at the next meeting and happy quilting!



Program Report – Joan Ballew

December 20th – Holiday party...Please bring a dozen of those great cookies you make for the holidays. We'll also have punch, games, music, and more. Elf-helpers can still volunteer-just give me a call – 715-0602, or e-mail me at joanballew@cox.net

January 17th – Sally Wincze will be discussing new embellishing techniques. She'll have great garments to share as examples


January 21st – Saturday 9 a.m. to noon workshop – Sally Wincze will be teaching thread-play techniques. You can choose from three different tree lapel pins that she has designed. Most people will be able to finish 2 during the 3 hour class. The cost is \$15 for members, \$22.50 from non-members. Sign up with me at the December meeting, give me a call – 715-0602, or e-mail me at joanballew@cox.net

February 21st – Elda Martens – “Rescued, Recycled, and Restored”- This will be a joint meeting with Norman Quilt Guild and will be held at Tom Steed Center, Rose State College. Maps and car-pooling will be available.

March 21st – Carol Ann Sinnreich, Textile Artist, - “The Construction Site”. Carol will share insights into the way she “builds” her pictorial art quilts, including organizational tips and sewing tricks she frequently employs to get the job done as quickly and as accurately as possible.

Dates to Remember: December 15th Board Meeting
December 20th Guild Meeting

OKC Winter Quilt Show, Cox Center, January 12-14, 2006, 10 am-6 pm



MEMBERSHIP REPORT

December Birthdays

12/03 Arlene Hansen	12/23 Terri Finnell
12/04 Sadie Hild	12/23 Sharon Feland
12/04 Debbie Croft	12/25 Nell Claunch
12/07 Jane Winton	12/30 Sharon Harmon
12/11 Cathy Dawson	12/31 Debbie Frantz
12/23 Winona Skaggs	12/31 Pat O'Neil

We have 166 current members, 68 were in attendance at the last meeting! AND we had 4 visitors, not counting the guest speakers. Be sure and be at the next meeting for lots of fun and frivolity. We are going to have a door prize blowout. Everything left in the box is going to be given away.

RENEWAL TIME

It's that time of year. We are accepting renewals. The dues for 2006 are \$20.00, \$26.00 if you'd like your newsletter mailed to your home rather than accessing via the internet. You can bring your Membership Form filled out along with your check or pick one up. The form is attached at the end of the newsletter. There is also a link on the Web site.

Happy Holidays



Loving Touch Committee – Bonnie Bowman

Thanks to all who participated in the “Brown Bag” Challenge Contest. Judging proved to be difficult because of the fantastic entries. I know that all of you will agree that it was a very hard choice. We want to especially thank our vendors that supported our project by donating prizes to our contestants. Those vendors include:

Oklahoma Quiltworks - \$45 gift certificate good towards any class

My Sister’s Quilt - \$25 gift certificate

Sooner Quilts - \$20 gift certificate

Prairie Quilt – Thirty \$10 gift certificates for all participants

We also wish to honor all of our participants as well as the winners.

Lee Gray – 1st Place – “Wings...A Common Thread”

Sharon Lancaster – 2nd Place – “Can You Tell I Have ADD”

Patty Major – 3rd Place – “Bedtime Bunnies”

Sandy Sheldon – “Jumprope”

Laura James – “Funky Flowers”

Jeannie Sikes – “Patriotic Puzzle”

Diane Jackson – “Sassy Stripes”

Don Lusk – “Soft & Scrappy Rag Quilt”

Sue Esparza – “Irish Bunnies”

Patti Teague

Susan Werth – “Bunny Love”

Joan Ballew – “Three with Leaves”

Sue Aven – “Frogs for Bikes”

Marsha Dean – “Winnie the Pooh Pinwheels”

Jane Winton – “Off to the Races”

Cheryl Boles – “All Keyed Up”

Paula Eastham – “Blue check Quilt”

Renee Ross – “Teddy Bears’ Picnic”

Emogene Delano – “4 ½ Stars – Rag Quilt”

Lucy McAnelly – “Hearts and More Hearts”

Jere Marcotte – “Family Picnic”

Judy Elliott – “Little Boy’s Quilt X2”

Linda Morton – “I Am Special”

Barbara Kendall

Custodia Ewald – “Frog Promenade”

Darice Hall – “Sweet Dreams All Prince and Princess”


We are grateful to our speakers as well. Speaking for Oklahoma Children’s Cancer Association was Tom Duhon. Representing the Hope Center in Edmond was Julie Wilson. Sue Hollenbeck rounded out our program by introducing us to the work done at Calm Waters. These speakers did a wonderful job sharing their mission and getting us energized to do what we can for those in need.

****Historical Society**

The Grand Opening for the Oklahoma Historical Society was November 19th. The admission to see their new building and exhibits are \$5, but it was free for the first weekend. When I went, it was very crowded but was worth it. The new building and their set up is fabulous.

The curators have never had enough room to display everything they own. They now have room to exhibit and show more. The quilt display was very nice and I suspect they will change out the quilts since I know they own more than what was on display for this opening weekend. Central Oklahoma Quilters Guild Heritage Project is now available. The public can press a button and see some of the quilts that have historical significance and if they want to know more, there is a research center where they can view all the work that COQG’s traveling team did to put this project together. It was quite impressive.

Another feature of the quilt exhibit is a continual video of a woman talking about quilts. This woman is Elda Martens and is the speaker we will share with Norman in February. You will get to see her in person!



Katrina Project Update

We have mailed three quilts to a Katrina victim rebuilding his home in New Orleans. One red twin, one green twin and one baby quilt for his 19 month old daughter.

I still have lots of strips left and will continue making these larger size quilts as long as people are willing to donate strips, fabric or orphan blocks.


While cleaning out my stash, I found a couple of incomplete mystery quilts. I didn't like the way they turned out, so I had boxed them up and put them away. Well, I pulled them and didn't like them any better now, than then. So I put borders on them and plan to quilt them and donate. One, I split up the blocks and made two twin size tops. Look around, I'm sure you have incomplete projects you never want to see again. This has been a greatly rewarding project for me.

If you'd like to help, cut strips of your favorite color 2 ½", 3 ½" or 4 ½" cut the same width strips across as many fabrics as you like. Length of strips does not matter. So that means you can cut up scraps, fat quarters, whatever. Take this opportunity to clean out your stash. Now, take those strips and sew them end to end. Yep, end to end, so you have a huge long strip of fabric, then roll it up.



Each roll should be the same color scheme and the same width. Make as many rolls as you want. Take your strips to any board member.

Questions? Call Trish Pate – 206-044



Edmond Quilt Guild Membership Information

Post Office Box 1843, Edmond, OK 73083

- New
 Renewal

First Name: _____ Last Name: _____

Street Address: _____

City: _____ State: _____ Zip: _____

Phones: Home: _____ Cell: _____

Work: _____ Extension: _____

Day of Birth: ____/____ (MM/DD) E-mail Address: _____
Newsletters will be sent by e-mail

Signature of Applicant Date

COMMENTS: _____

(Please provide any services and/or resources you would be willing to provide, i.e., teaching classes, serving on committees, being an officer, etc.)