

SEW WHAT'S NEW


Vol. I Issue 9, October 1, 2004

Edmond Quilt Guild P O Box 1843, Edmond, OK 73083

Officers:	President:	Alice Kellogg	348-2233	wonderland48@cox.net
	Vice-President:	Judy Elliott	715-0216	kjkelliott@aol.com
	Secretary:	Laura James	787-2357	ljbjames@cox.net
	Treasurer:	Pat Sherman	715-5772	psherman@ucok.edu
	Membership:	Trish Pate	732-5242	okquilt1@aol.com
	Programs:	Joan Ballew	715-0602	joanballew@cox.net
	Communications:	Wynotha Fortune	722-8079	wynotha@yahoo.com
	Warm Fuzzy			
	Committee Chair:	Janet Noever	285-1765	jnoever@cox.net

The Edmond Quilt Guild meets the third Tuesday of each month at 7 p.m. at the Memorial Road Church of Christ, 2221 East Memorial Road, Edmond, Oklahoma. Dues are \$20 per year or \$26 per year if you need the newsletter mailed to you.

Mail your dues to P O Box 1843, Edmond, OK 73083



President's Report – Alice Kellogg

We had another great meeting with our own Janet Noever sharing her research on the Seminole Indians and how their Seminole patchwork came to be. Thanks Janet.

Later in this newsletter is a list of workshops that Cindy Harp will be offering while she is in Oklahoma. I know from personal experience that she is a patient and excellent teacher. Here is your chance to learn from one of the best. Call Joan if you want to sign up for one of Cindy's classes.

I was so impressed with the red, white, and blue 9-patch quilts that were shown at the meeting. Isn't it amazing that all of them were so different and all of them came from the same block lottery. I had a really good time putting mine together and I had the pleasant surprise of making a reversible quilt. I am sure that the churn dash quilts will be just as impressive.

We would like to brag on our members that have achieved recognition in the quilting community. If you know of someone that we should acknowledge (it might even be YOU), let me know by phone or e-mail and we will give you an "Atta Girl".

I hope all of you have time to sew this month. Until next time, here is keeping you in stitches.



Vice-President's Report – Judy Elliott

It was a wonderful experience to hear from our own Janet Noever for the September meeting. Although I had known about the Seminole Indians in Florida and have even played around with some Seminole Patchwork designs, I had not made the connection between their work and “regular” patchwork. Until now, I have only associated specific designs with the Seminole Indians, without realizing their association with other basic designs or their overall impact on quilt making. We should all be thankful for the insight and determination one Episcopal minister had all those years ago. I also found it interesting listening to Janet relate their cultural history – for a group of people to go from basically a poverty existence to being well-off in little over one century is quite amazing.

Janet displayed several of her beautiful quilts that reflected the Seminole Designs. Although similar designs were carried from one quilt to another, the choice of fabrics made each look more stunning than the one before. The crowning touch was that each quilt had its own case with a strip of matching Seminole piecing on the outside! She has been extraordinarily productive since her retirement! Thank you Janet for sharing the results from your research into the Seminole Indians and your wonderful quilts!

Our vendor for the meeting was My Sisters Quilt. Joan Ballew signed copies of “Creative Log Cabin Quilting” by House of White Birches. Joan’s quilt “Baby Steps” was featured on page 89 of the book – way to go Joan! If you missed the opportunity to obtain a copy, you can check with My Sister’s Quilt for copies they may have available.

See you at the next meeting and happy quilting!

Block Lottery Report – Judy Elliott

Our second block lottery was another great success. We had 163 blocks turned in and 10 lucky winners! The blocks were great; the variety of fabrics everyone chose to represent fall colors was outstanding. I’m looking forward to seeing the quilting results from this lottery.

Speaking of results from lotteries....four guild members rose to Alice’s challenge of completing quilts with the blocks from the first lottery. We saw a fun variety of techniques and styles for putting the blocks together. Kudos to these creative ladies. Alice issued the challenge again to see what results we see from this second lottery.

The members present at the September meeting were informally polled about having another lottery and the group said “yes”. So I will get my thinking cap on for the next meeting. I will issue the written instructions at the October meeting and in the next newsletter, with blocks to be turned in at the November meeting. If you haven’t noticed, I’m trying to include more complex elements and skills each time. The pattern will be on the website after the next newsletter comes out – when you open the website, there will be a “quilt patterns” to the left of your screen. Just click on that. If you have trouble opening it, give me a call and I’ll mail you the written instructions.



Program Report – Joan Ballew

October 19-Cindy Harp will give a humorous talk on “Quilting Rules”. Contact Joan Ballew to sign up for one of her two workshops. They sound great!

Monday, 10-18-04 6-9 p.m. – Shaded Nine Patch - \$15

Tuesday 10-19-04 10 a.m. – 2 p.m. – Las Vegas Wedding Ring - \$25

November – Trish Pate will share her experiences on the “Road to Iowa”.

December – Make and Take it projects that can be used as ornaments, gift tags, or lapel pins. Samples will be shown at the November meeting.

January, 2005 – EQG Quilters Market – See additional information below.

February - Trish Stuart will speak at a joint meeting with the Norman Guild.

March – Nancy Barrett

April – Amy Steward Winsor, Quilt Artist from North Carolina

Workshop – Michelle Watts – “Santa Cruz” Thursday evening 4-21-05

Learn about machine appliqué

EQG Quilters Market

Make a resolution, now, to clean out your fabric stash or sewing room. In January, we’ll have a Quilters Market and you can sell your unfinished projects, extra tools, rulers, or fabric that has lost its appeal. Any quilting related items can be sold. I heard someone will have a featherweight machine for sale.

Sign up with me at the October or November meetings, call or e-mail me if you’re interested in renting a table for \$10. You may sign up solo, with a friend, or as part of a group.

If you only have one or two items to sell, consider donating them to the guild. Our officers will sell these items and the proceeds will go to the guild treasury.

Rules:

1. Only quilting related items will be sold.
2. Sellers are responsible for pricing their items, collecting money and making change.
3. Only EQG members may sign up to rent a table, but invite your friends to the sale.
4. Signup will begin at the September 21st, 2004 meeting and end on November 16th, and can be in person, by phone or by e-mail message to Joan Ballew.
5. A fee of \$10 per table will be collected from the sellers during the Quilters Market – January 17, 2005.
6. If a table is shared by two or more members, one of those members will be responsible for paying the \$10 fee, and collecting from others who share the table.
7. One table will be reserved for donated items and proceeds from the sale of those items will go to the EQG treasury.
8. If more people sign up for tables than the number of tables available, names will be drawn after the November 16th meeting. The sellers will be notified by phone or e-mail

Dates to remember:

September 25-October 10	Heart of America Quilt Show: Crown Center; Kansas City, MO More info (816) 274-8444
October 8 –9	Watonga Cheese Festival- Heritage Quilt Show
October 8-9	Quilt Show – Wichita Falls, Tx
October 14	Board Meeting
October 15-17	Sooner Shop Hop More Info (918)252-1995
October 16-17	Quilt Show – Salinas Kansas
October 19	Guild Meeting
October 22-24	Drumright Autumn Festival Drumright, OK
October 26	Newsletter articles due
November 4-7	Fall International Quilt Festival Houston, TX
November 6-7	Panhandle Piecemakers Quilt Guild Quilts Show. M.K. Brown Auditorium Pampa, TX
January 13-15	OKC Winter Quilt Show Cox Convention Center, OKC

**Ongoing quilt display at the Oklahoma Historical Society called “Hidden Stories”. Free admission. The quilts will be there until October.

Wowzer!

Membership Report – Trish Pate

We have an outstanding 206 members! Ninety-six of those members were at our September meeting enjoying Janet Noever’s presentation on Seminole patchwork.

Happy Birthda Happy Birthday!



October 3	Nancy Bowers
October 4	Lee Gray
October 10	Sherrill Lewis
October 13	Rachel Boles
October 14	Susan Masters
October 14	LeeAnn McKee
October 15	Vicki Wallace
October 19	Brenda Dodson
October 19	Lynn Reid
October 20	Melanie Yost
October 21	Kat Taylor
October 22	Judy Hall
October 24	Jackie Beebe
October 27	Debi Pickens
October 31	Jennifer Major

Congratulations to all of the door prize winners.



Warm Fuzzy Committee Report – Janet Noever

We now have 36 finished baby quilts (and more still in various stages of the process) to be given to the ABC Quilt Project to comfort at-risk babies.

The name of each woman who helped the Warm Fuzzies the first quarter was placed in our special drawing at the September EQG meeting. Sadie Hild was the winner of a \$20 gift certificate donated in memory of Genevieve Black Hubly.

Thanks also to John Ramsey from Bernina of OKC who donated two packets of computer ready fabric so that we can put labels on our donated quilts. We appreciate his support of our project.

This quarter we are making quilts for the elderly and for those in wheel chairs. We will have several new patterns. If you can't join us for either of the sew-ins, please check out a kit at the October guild meeting on the 19th or bring one of your own design. The wheel chair quilts should measure approximately 36 to 40 inches wide and from 42-50 inches long.

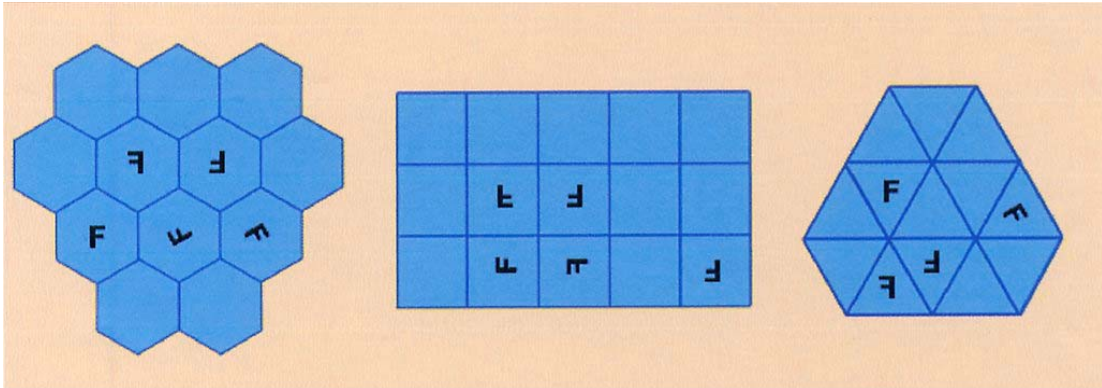
We will meet the 3rd Sunday of October on the 17th at St. Monica's Catholic Church, 2001 N. Western Ave., Edmond (1/2 mile north of Danforth on Western) from 1 to 4 p.m. and on the 3rd Wednesday on October 20th at Ruth Denny's, 1605 Mill Creek Road, Edmond, from 10 a.m to 3 p.m. Please bring your sewing machine and sewing equipment and work on quilts or bring you cutting equipment to help us cut out kits for members to check out.

Thanks again to all of you for your help.

****Special Report – Pat Sherman – What is a Tessellation?**


Definition: A dictionary will tell you that the word “tessellate” means to form or arrange small squares in a checkered or mosaic pattern. It is any repeating pattern of interlocking shapes which leave no empty spaces between the shapes. (tel-sel-lation)

The most common of these shapes are squares, triangles, and hexagons, however, they are definitely not limited to them.



When you look at these samples you can easily notice that the squares are lined up with each other while the triangles and hexagons are not.

At least two artists stretched this definition even further. They said any shape that was repeated across the plan of whatever media was being used could be called a tessellation. M.C. Escher and E.S. Fedorov used outlandish creatures to create tessellations in their work.



When you look at these samples you can easily notice that the squares are lined up with each other while the triangles and hexagons are not.

At least two artists stretched this definition even further. They said any shape that was repeated across the plan of whatever media was being used could be called a tessellation. M.C. Escher and E.S. Fedorov used outlandish creatures to create tessellations in their work.

History of Tessellations:

Although tessellations have been traced back to ancient human cultures and can also be found in the natural world, they have had a relatively short history as a topic for serious mathematical and scientific study. One of the first mathematical studies of tessellations was conducted by Johannes Kepler in 1619, who wrote about the regular and semi-regular tessellation, which were then used in tiling flat surfaces such as floors and walls. However, about two hundred years passed before new scientific progress concerning tessellations was made.

Near the end of the nineteenth century in 1891, the Russian crystallographer, E. S. Fedorov proved that every tiling of a plane (as in bathroom floor tiling) is constructed in accordance to one of 17 different groups of isometries, i.e. methods of repeating tilings over the plane. His study marked the unofficial beginning of the mathematical study of tessellations, occurring only about a hundred years ago.

Several other scientific and engineering applications have been found for tessellations. For instance, tiling research has benefited the conservation of sheet material and reduction of scrap metal. How? The closer fitted that the objects to be cut out are, the less waste material produced. Since tessellations are perfectly fitted patterns of shapes, no waste material would be produced if the template resembled a tessellation.

Tessellations and Quilting:

If you ever watch, and who hasn't, Alex Anderson's *Simply Quilts*, you have to have noticed the beautiful quilt that comes across the screen immediately following the introduction. It is multicolored which curves up to points forming pinwheels. That is a tessellated quilt. Martha Thompson has written a book called *Square Dance, Fancy Quilts from Plain Squares* that is full of tessellated quilt examples. *Grandmother's Flower Garden* is also a tessellated quilt. The reason they are tessellated quilts is that every piece in the quilt (excluding borders) are the same size and shape and fit together without empty spaces between them.



For more information: Go to your Browser and type in the search areas the word "Tessellations" and you will find a myriad of information.

*Steven Schwartzman's *The Words of Mathematics* (1994, [The Mathematical Association of America](#))

**M.C. Escher, a Dutch artist was born in June 1898 and died March, 1972.

****Special Interest – Alice Kellogg**

This article was sent to Alice by Cameron Potter.

Hurricanes 2004 Memories Quilt

The hurricane season of 2004 will be one that will live in Florida residents' memories for a long time. Express your hurricane experiences with a quilt block. We want to share this with future generations.

Sew a 12" finished quilt block. With seam allowance block should measure 12 ½" x 12 ½". Entry fee of \$5 will be donated to the American Red Cross. Block may be pieced, appliquéd or embroidered on 100% cotton fabric by hand or sewing machine. Please NO paint, felt or glue. Use the colors and fabrics of your choice.

Mail or deliver your quilt block to:

Suzanne's Quilt Shop, 1112 Royal Palm Beach, Blvd. Royal Palm Beach, FL 34411 by December 1, 2004.

Quilt blocks will be on display during the month of December at Suzanne's Quilt Shop. Quilt to be displayed at the South Florida Fair in January. Quilt will be donated to the Red Cross or a historical museum for display.

Here are some ideas!

Hurricane preparation, canned foods, bottled water, candles, batteries, plywood, shutters, propane, evacuation, shelters, flashlights, mobile homes, barrier island, tropical storm, hurricane watch, weather map, hurricane hunters, rain, wind, eye of the storm, storm surge, flooding, category 1, 2, 3, and 4, hurricane advisory, hurricane warning, hurricane flags, Charley, Frances, Ivan, Jeanne, family, safe place, flying debris, noise, FEMA, Red Cross, National Guard, FPL, bags of ice, spoiled food, empty grocery stores, gas lines, no power, darkness, heat damaged roofs, fallen ceilings fallen trees, damages to homes, cars, volunteers, generators, school's out, curfew, insurance, chain saw, etc...

Entry Form:

Quilt Block Name _____

Name _____

Address _____

City _____ State _____ Zip _____

Phone _____

Mail or deliver finished block to: Suzanne's Quilt Shop, 1112 Royal Palm Beach, Royal Palm Beach, FL 33411 by December 1, 2004. For more Information call 1-888-798-0934

ATTA GIRL!!!!!!

We have some big “pats on the back” for several of our members this month. Charlene Brewer won, well, we are not sure what she won, but she won a contest sponsored by Hancock’s that would benefit St. Jude’s. She was excited to learn that she won regionally, but was beside herself to learn that she won nationally also. We don’t know what the prize will be and as she said, she did not know how big or extensive the competition was, but we DO know it was a national contest. That means entrants from all over the United States and she beat them all. Good for you, Charlene! You should be flying high as your flying horse.

Our Charlotte Hickman entered the Green Country Quilt Show in Tulsa and walked away with Best of Show for her clown quilt. Not only that, but she pickup a blue and red ribbon with two other quilts. Congratulations!

The State Fair of Oklahoma had some Edmond quilters win a few ribbons also. Svenja Rowton won five ribbons. Winona Skaggs won a couple too with one of them blue. Way to go, girls!!!!

We would all like to see your prize winning items at the next guild meeting during show and share.

